

RANGE 14C

SOP


RANGE DESCRIPTION

Range 14C is an active; Battle Sight Zeroing (BZO) Range located at Grid 87507350. It is accessible from route MCB 1. There are 10 firing points on Range 14C.

Primary Use: Primary Use: Small arms firing, BZO

Alternate Uses: Unknown Distance Firing.

Max firing distance: 300M



R14C RIGHT LAT LIMIT



R14C LEFT LAT LIMIT



WEAPONS ACCOMMODATED

- Service Rifle
- Sniper Rifle
- Pistol
- Shotgun
- Hand held grenade launcher
- Grenades (Practice/Illum)
- SMAW/AT-4/M72 LAAW Trainers
- Light and Medium Machine Guns
- Approved Foreign Weapons

AMMUNITION AUTHORIZED

- 5.56mm (All)
- Pistol (All)
- Shotgun (All)
- 7.62mm (All)
- SMAW 9mm
- 40mm Illum/Practice
- AT-4 9mm
- Grenade Illum/Practice
- M72 LAAW Trainer
- Approved Foreign Ammunition

TARGETS/SIMULATORS/DEVICES:

- Paper, plastic or wood and provided by user.
- Approved ballistic steel targets are authorized.
- Steel targets will not be engaged closer than 100m with 5.56mm or 7.62mm.
- Targets must be placed so that impacts will land within lateral limit markers.
- Steel targets will be placed in accordance with the Steel target placement diagram in this SOP
- Individual battery-operated RETS targets with SACON protective walls.
- RETS moving targets with SACON protective walls.
- RETS targets inside SACON bunkers.

Contact Training Support Section (TSS) at (703)784-4492 for other Targetry

ADDITIONAL RANGE INFORMATION:

PRIMARY DIRECTION OF FIRE. Southwest

RANGE USE RESTRICTIONS/COMMENTS

1. Only weapons and ammunition listed in this document will be fired on this range.
2. The OIC and RSO must be present during firing.
3. All range regulations and SOP's will be strictly adhered to.

4. Ensure range flags are posted, ear protection is worn (eye protection for steel), safety brief is given, Range Control contacted and all fires are directed between the left and right lateral limits markers (black and white striped).

5. Firing from the berm is permitted as long as munitions impact in between the lateral limit markers that are downrange.

6. Personnel on Range 14 cannot be forward of the targets on Range 14C when Range 14C is "hot".

7. Targets are limited to wood, paper, plastic, approved ballistic steel and the automated targets. No other targets will be used such as bowling pins, clay targets, cans, etc. **No targets will be placed where the SACON protective walls become backstops.**

8. Ballistic Steel targets are authorized if placed in accordance with the steel target placement diagram in this SOP. Steel targets will not be placed where bullet splash will come in contact with automated target systems. **Steel targets will not be engaged closer than 100 meters with 5.56mm or 7.62mm.**

9. All brass, trash, targetry and materials will be removed completely at the end of training by the using unit. This includes any materials used to place targets on.

10. Personnel on Range 14 (left) will always be kept in observation when Range 14C is hot.

11. Firing on the move is authorized on the left side of the range and will be in accordance with the Range SOP. Units that do not occupy their range within two hours of their scheduled occupy time will lose the use of that range for that day.

12. Units that have requested contractor support (i.e., automated targets, PITS targets, battlefield effects simulators, etc.) that are not present on the specified range within 1 hour of the requested time and have not contacted RMB/TSCQ will forfeit all contracted support for the day.

13. Units that have occupied a range with approved contractor support (i.e., automated targets, PITS targets, battlefield effects simulators, etc.) and that have not begun to use that support within 2 hours of the requested hour of operation will forfeit all contracted support for the day.

14. Units that are training with contractor support (i.e., automated targets, PITS targets, battlefield effects simulators, etc.) that place themselves voluntary into check fire for 2 hours during the approved support operational hours will forfeit all support for the day.

NOTE: Units that encounter situations where contractor support (i.e., automated targets, PITS targets, battlefield effects simulators, etc.) is delayed or interrupted by circumstances beyond the control of the requesting unit (i.e., RMB directed check fire, ASP support, MEDEVAC, etc.) must contact RMB/TSCQ in order to arrange continued support within the scope of the contract and available assets.

APPLICABLE MAP SHEET. All grid coordinates listed in this order apply to the Quantico Military Installation Map V834S Edition 4-NGA 1:25,000.

FACILITIES

Towers: 0
Sheds: 0
Ammo Breakdown: 1
Parking: Limited
Description of Other Structures: None

UTILITIES AVAILABLE

Electricity: None
Lights: None
Water System: None

INSTALLED COMMUNICATIONS. None

<u>MEASURED DISTANCES</u>	<u>MILES</u>	<u>MGRS</u>
Range Control	8.0	87406360
TBS	7.5	87106390
WTBN	4.5	87806740
ASP	6.0	91256605
EMT/Fire (Fire House 3)	4.5	89606710
Mainside Gate	8.0	94406440
Camp Upshur	5.5	80007850
Nearest MEDEVAC LZ	0.0	88207310 (LZ Oriole)

Directions to MEDEVAC LZ: LZ Oriole is the open area to the left of Range 14. Get on MCB-1, turn right. LZ Oriole is on the right just after the Range 14 sign.

LASERS AUTHORIZED. Class 1 - 3R. Standard aiming devices mounted on approved service rifles. Class 3B can be fired if safety filter is on, reducing power output.

AVAILABLE DAYS/HOUR 350/All. 0500-2200. All other times require NOTAM.

AREA SUITABILITY

<u>Unit Type</u>	<u>Unit Size</u>	<u>Number of Units</u>
Combat Arms	Squad	1

GEOGRAPHICAL DATA

Access Routes: MCB 1

Soil Type: Dirt/Grass
Terrain Type: Small hills
Vegetation: Grass/Woodland

COMMUNICATION REQUIREMENTS:

1. A radio check is required immediately upon occupying any portion of the RTA, every 30 minutes in a live fire status and every 3 hours in a non-live fire status.
2. The Range Control Facility (RCF) Fire Desk Net Control call sign is "Range Control". Your call sign is "Range XX" (name of range, training area or facility unit is occupying).
3. The primary RCF Fire Desk Net Control frequencies are: ELMR talk group "RC Safety" (ground) and 323.7 AM UHF (air).
4. The secondary RCF Fire Desk Net Control is telephone, numbers: 703-784-5321 or 5322.
5. OIC/RSO will monitor the RCF primary and secondary Safety Nets at all times. Instant communication is required.
6. Any unit with organic ELMR radios will have their ELMR radios programmed with the "RC Safety" talk group and use those radios as their primary means of communication within the RTA.
7. Units without organic ELMR assets will be issued ELMR radios from RMB upon check-in.
8. Approved Non-ELMR radios are only authorized for internal communication (ground).
9. If the RCF cannot reach a unit within the RTA via primary communication, the unit will be contacted via the secondary means of communication.
10. Upon loss of primary communication the OIC/RSO will initiate a "check fire"/cease training status and will contact the RCF via secondary communication. This communication will be maintained while primary communication is being restored. Units may only resume firing/training once primary communication has been re-established and clearance is granted by the RCF.

INJURY CLASSIFICATIONS:

Injuries are classified into the following categories in order to aid in casualty evacuation from the RTA.

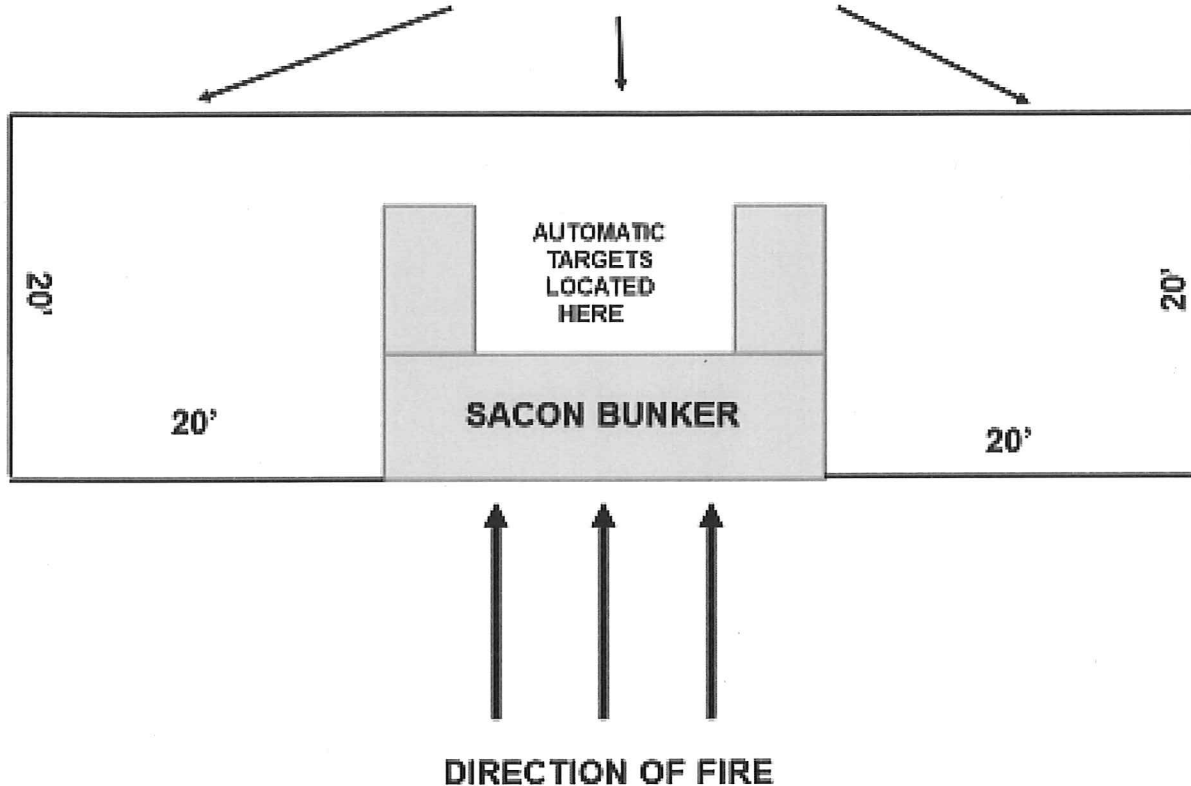
1. ROUTINE. Routine injuries are those injuries that are not threatening to life, limb or eyesight; and conditions or illnesses treatable by medication or procedures available at the base medical facilities.
2. PRIORITY. Priority injuries are those injuries that require immediate medical attention but are not threatening to life, limb, or eyesight if treated promptly.
3. URGENT. Urgent injuries are severe injuries that are threatening to life, limb, or eyesight and require immediate medical attention.
4. MASS CASUALTY. A mass casualty is a series of injuries with multiple priority and urgent medical patients.


MEDICAL EVACUATION (MEDEVAC) PROCEDURES:

1. Injury occurs.
2. Range immediately cease-fires.
3. Medical support evaluates/treats injured personnel.
4. Range OIC/RSO notifies the RCF of the injury, is the victim conscious/unconscious and what type of MEDEVAC transportation is requested (ground/air).
5. The OIC/RSO must maintain constant radio contact with Range Control and awaits further instructions.

*Minor injuries and illnesses not requiring medical services need not be reported to the RCF but should be reported in unit training logs.

**NO STEEL TARGETS
INSIDE THIS BLACK BOX**





RANGE CONTROL OFFICER

DATE: 9 NOV 2016